



Shandong Jinjie Machinery Co.,Ltd

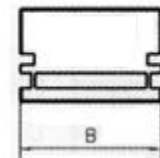
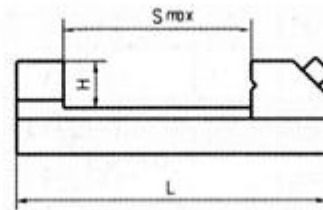
Addr: 253000, #438, North Hubin Road, Tianqu Industrial Park, Dezhou, Shandong, China

Tel: +86-534-2356966 Fax: +86-534-2356966

Email: sales@jinjie-machinery.com; sophie@jinjie-machinery.com

Precision Vise Series

1. JJ—00334 Precision Tool Vise



Model	Bmm	Hmm	Smm	Lmm	Wt(kg)
QKG25	26	9.15	22	65	0.5
QKG36	36	20	40	100	1.2
QKG38	38	20	44	105	1.3
QKG50	50	25	85	140	2
QKG63	63	32	85	175	3
QKG73	73	35	100	190	4.1
QKG80	80	40	100	200	5.56
QKG88	88	40	125	130	7.36
QKG100	100	45	125	240	10
QKG125	125	50	160	285	18
QKG150	150	50	200	330	21.5
QKG150A	150	50	250	380	23
QKG150B	150	50	300	430	24



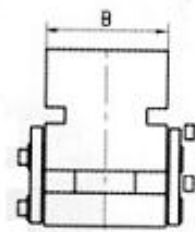
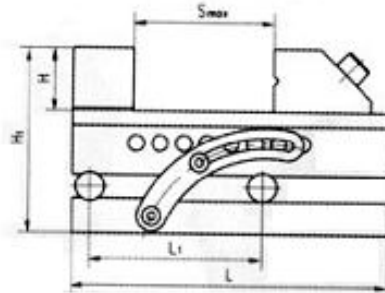
Shandong Jinjie Machinery Co.,Ltd

Addr: 253000, #438, North Hubin Road, Tianqu Industrial Park, Dezhou, Shandong, China

Tel: +86-534-2356966 Fax: +86-534-2356966

Email: sales@jinjie-machinery.com; sophie@jinjie-machinery.com

2. JJ—003352 Precision Sine Tool Vise



Model	B	H	H1	S	L	L1		Adjustable angle range
						mm	In	
Z*kg50	50	25	79	65	140	100	5	0-45
Z*kg63	63	32	92	85	1756			
Z*kg73	73	35	104	100	190			
Z*kg80	80	40	117	100	200			
Z*kg88	88	40	122	125	235			
Z*kg100	100	45	134	125	245			
Z*kg125	125	50	144	160	285	200		



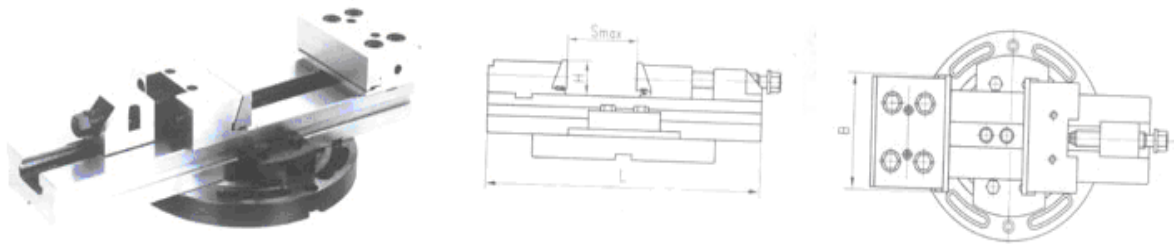
Shandong Jinjie Machinery Co.,Ltd

Addr: 253000, #438, North Hubin Road, Tianqu Industrial Park, Dezhou, Shandong, China

Tel: +86-534-2356966 Fax: +86-534-2356966

Email: sales@jinjie-machinery.com; sophie@jinjie-machinery.com

3. JJ-003362 Precision Modular Vise with Swivel Base



Model		Bmm	Hmm	Smm	Lmm	Clamping force	Wt(kg)
GT100	GT100-II	100	30	100	270	3000	10
GT110	GT125-II	125	40	150	345	3000	18
GT120	GT150A-II	150	50	300	420	5000	36
GT130	GT150B-II	150	50	200	520	5000	4
GT140	GT175A-II	175	60	300	455	6000	44
GT150	GT175B-II	175	60	400	555	6000	55
GT160	GT175C-II	175	60	500	655	6000	64
GT170	GT175D-II	175	60	600	755	6000	72
GT180	GT175E-II	175	60	200	855	6000	81
GT190	GT200A-II	200	65	300	495	10000	78
GT200	GT200B-II	200	65	400	595	10000	85
GT210	GT200C-II	200	65	500	695	10000	92
GT220	GT200D-II	200	65	600	795	10000	99
GT230	GT200E-II	200	65	600	895	10000	106



Shandong Jinjie Machinery Co.,Ltd

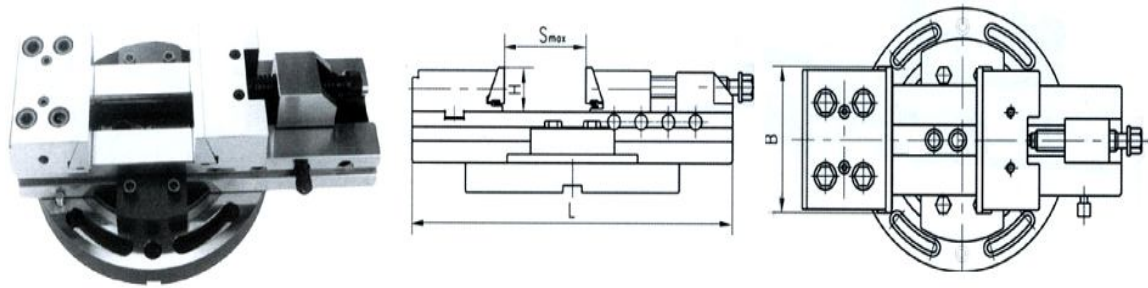
Addr: 253000, #438, North Hubin Road, Tianqu Industrial Park, Dezhou, Shandong, China

Tel: +86-534-2356966 Fax: +86-534-2356966

Email: sales@jinjie-machinery.com; sophie@jinjie-machinery.com

4. JJ—003372 Quick Action Precision Modular Vise with Swivel Base

- 1、 Made of high-quality carburizing alloy steel
- 2、 Parallelism and squareness within 0.005/100mm
- 3、 Locate position by pilot pin, adjust pin on body according to opening size, then clamp quickly
- 4、 It is widely used on machining centers and other precision machines



Model	B(mm)	H(mm)	Smax(mm)	L(mm)	Clamping force(kg)
GT125-IV	125	40	150	345	3000
GT150A-IV	150	50	200	420	5000
GT150B-IV	150	50	300	520	5000
GT175C-IV	175	60	400	655	6000